

Resources and Tips to Map Out Your Path to Accreditation

Resources and Tips

Accreditation Fees



Fees based on services provided and individuals served

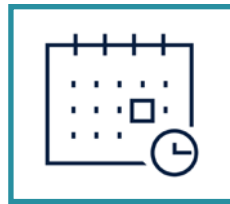


3-year accreditation cycle fee = (Annual Fee x 3) + Onsite Fee



Avg. cost for 3-yr term approx. \$15,645, or \$5,200 annually

Annual Fee



Tiered structure, based on census / occupancy



Billed every January



For initial applicants, annual fee pro-rated based on application submission date

On-site Fee



Cost based on census/occupancy and inclusive of all surveyor travel & maintenance expenses



Billed after survey is completed, once every 3 years



Most ALC surveys are 2-day surveys, 1 surveyor

Deposit



\$1,700 paid at time of application



Applied to future invoices

Resources and Tips

Introductory Incentives



1

20% off annual fees for 1st accreditation cycle for applicants Jul – Sep 2021

2

15% off annual fees for 1st accreditation cycle for applicants Oct – Dec 2021

3

Volume incentives for multi-facility corporations

Resources and Tips

Steps to Accreditation



STEP 1

Explore your options



STEP 2

Review the requirements



STEP 3

Assess your readiness



STEP 4

Submit application & deposit



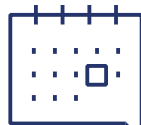
STEP 5

Address gaps in standards compliance



STEP 6

Prepare for your survey



STEP 7

Participate in your first Joint Commission survey



STEP 8

Complete post-survey activities to receive your accreditation decision



STEP 9

Celebrate & publicize your accomplishment



STEP 10

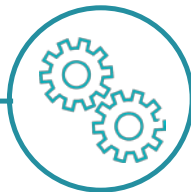
Maintain survey readiness

Resources and Tips

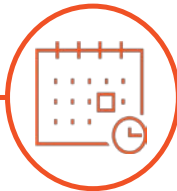
The Journey to Accreditation, Built for You



Year-round access to application so you can apply on your timetable



Non-prescriptive standards enable you to comply based on your resources and capabilities



Opportunity to indicate ready date and blackout dates for on-site survey



No progressive levels to achieve. You can earn *The Gold Seal of Approval*[®] on your first survey.

Resources and Tips

Dedicated Staff/Tools to Support You

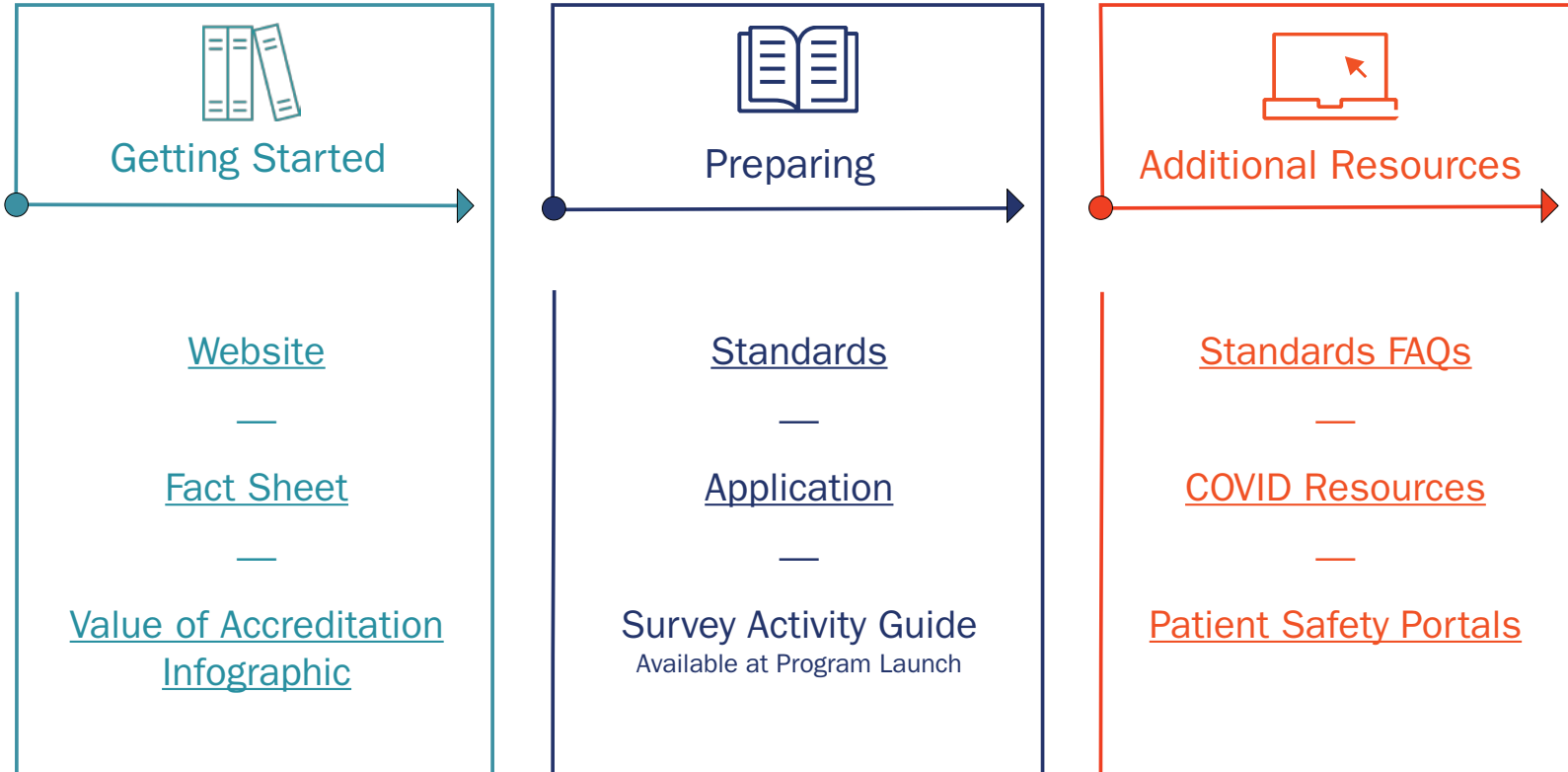


Dedicated Staff Resources	Accreditation and Certification Preparation	Supplemental Educational Resources
<ul style="list-style-type: none">- Business Development Staff answer initial questions and provides access to standards and application- Account Executive is your dedicated point-of-contact, from application onward- Standards Interpretation Group to assist with questions related to compliance of Joint Commission standards- State/Federal/Payor Relations interfaces with stakeholders on key legislative, regulatory, and public policy issues to promote safe and high-quality health care	<ul style="list-style-type: none">- Joint Commission Connect™ Personalized page to access pertinent accreditation documents and resources:- E-dition - electronic standards manual- Survey Activity Guide- The Joint Commission Perspectives® - official monthly e-periodical	<ul style="list-style-type: none">- Publications- Software- Seminars/ Webinars- Environment of Care® /Life Safety- Infection Prevention- Custom Education- Advisory Services*

*The use of Joint Commission Resources (JCR) consulting services is not necessary to obtain a Joint Commission Accreditation award, nor does it influence the granting of such awards.

Resources and Tips

Tools to Guide You Every Step of the Way



Click on each resource for easy access!

Resources and Tips

Celebrating & Publicizing Your Success



**Listing on the
Quality Check®
Website**

**Gold Seal
Download and
Instructions**

**Sample News
and Press
Releases**

**Promotional
Brochure
Download**

**Media
Guidelines and
Pointers**

Access [Publicity Kit](#) for More Promotion Ideas!

Resources and Tips

Key Program Dates



Now

Review program information

Request access to standards manual

Indicate interest in accreditation application



July 1

Application for accreditation becomes available



Jul – Dec '21

Applicants eligible for introductory price incentives